



junior
theatre

Festival
Australia

© Junior Theater Group LLC

INFO PACK

THE LARGEST CELEBRATION OF YOUNG PEOPLE
AND MUSICAL THEATRE IN THE SOUTHERN HEMISPHERE



A MESSAGE FROM THE LORD MAYOR

WELCOME TO NEWCASTLE.

Welcome to Newcastle and to the Junior Theatre Festival Australia. We are so excited to be playing host once again here in the beautiful Civic Theatre. JTF is a special event that brings guests who are travelling from other parts of the country to join us here in Newcastle for what is an iconic annual event celebrating young people and the transformative power of the performing arts.

Newcastle has long been recognised as a training ground for young people in the arts and it is a fact that this city, per capita, has the highest number of creative artists. More so than any other city in this country. We are extremely proud of what comes out of our region and thrilled to be supporting the development of young people not just as performing artists but also as the leaders of the future.

Thanks to Stuart Hendricks from Music Theatre International Australasia for his continued support and sponsorship and allowing so many young people the opportunity to perform in so many wonderful Broadway titles. I'd like to say a HUGE thank you to Tim McDonald from iTheatrics in New York for coming down under and sharing your love and passion for youth theatre. We are indeed lucky to have you both in the JTF family.

If you are new to the JTF universe, we hope you will seriously consider joining us in our vibrant and booming city. For those of you who are returning, we hope you discover something new and magical during your visit.

Jazz hands up!!!!

Cr Nuatali Nelmes
Lord Mayor, City of Newcastle



A MESSAGE FROM MTI AUSTRALASIA

WELCOME TO THE JTF UNIVERSE.

On behalf of Music Theatre International Australasia, it is my pleasure to welcome you to the Junior Theatre Festival Australia. We are delighted and honoured to once again be the presenting sponsor of this outstanding theatrical event.

MTI Australasia is committed to Arts Education and the transformative power of musical theatre. Our association with the Junior Theatre Festivals across the world are the highlights on our annual theatrical calendar. It is a platform for young people and educators to come together and celebrate their love of Broadway Junior.

I would like to thank Timothy Allen McDonald and our friends at iTheatrics who share their JTF vision and mission with us here in Australia. You certainly have our support to change the world, one musical at a time! To the wonderfully supportive City of Newcastle and the staff at Civic Theatre Newcastle, thank you for making things so easy and for welcoming JTF with open arms each year. Finally, to the producers of JTF Australia, Daniel Stoddart and Shane Bransdon. Thank you for your passion, drive and vision to bring the show together each year with your team.

I can't wait to see you in Newcastle in the glorious Civic Theatre this October.

That's theatre!!!!

S. Hendricks

Stuart Hendricks
Managing Director, MTI Australasia



A NOTE FROM THE PRODUCER

WE CAN'T WAIT TO WELCOME YOU
TO JTF AUSTRALIA THIS YEAR!

If you are reading this Info Pack, chances are you are already interested in JTF and we don't need to convince you to join us in Newcastle this year. But what we would like to share with you is that when you join us at JTF you will be joined by people, just like *you*, from all over Australia...and the world.

Over the years this event has become a highlight on the musical theatre calendar for many schools and academies. Each year they make the pilgrimage to the Civic Theatre Newcastle for a weekend filled with performances, workshops and musical theatre mayhem! Whether you are a newbie, or a JTF regular, we can always guarantee that JTF, each year, is full of surprises and opportunities for students (and teachers) to grow, learn and be inspired.

As you prep your Broadway JR. or Broadway KIDS. musical, our JTF team are hustling away to make sure this year's festival is a journey you will never forget. We are programming activities, organising our special guests and adjudicators, locking in pilot workshop titles, and chatting with celebrities that we can't wait to tell you about.

But, lets not get ahead of ourselves. Your JTF journey starts right here...right now. This pack has been made with love especially for you. It's your bible containing everything you could possibly want or need to know to help get your group to JTF Australia. It's a practical workbook that you can start using today!

We can't wait to have your help to make the world a better place, one musical at a time!

Daniel

Daniel Stoddart
JTF Australia Producer



SCENE BREAKDOWN

WHAT IS INCLUDED IN YOUR INFO PACK



SCENE 1 - WHAT DO I DO NOW?



SCENE 2 - ALL ABOUT NEWCASTLE



SCENE 3 - YOUR NEWCASTLE EXPERIENCE



SCENE 4 - FESTIVAL OVERVIEW



SCENE 5 - ADJUDICATION



SCENE 6 - WORKSHOPS, PILOTS AND ALL-STARS



SCENE 7 - MY CHECKLIST



SCENE ONE

WHAT DO I DO NOW?

WHERE DO I START?

As teachers ourselves we understand that you are the master at keeping multiple plates spinning at the same time. Often you have no help from your school executive but somehow you still manage to offer your students amazing opportunities to get on stage and do what they love doing.

That's why we have tried to make this pack as simple and straightforward as possible for you to use. There have been many people in your shoes before and we have refined this pack based on things we have all learnt along the way.

Organising your group logistically to participate in the Junior Theatre Festival at the Civic Theatre Newcastle could understandably feel very overwhelming.

Fear not! This pack will walk you through everything from what you need to do the moment you finish reading this pack, to reflecting on the experience once you get back to your school or academy.

There is no doubt that it will be a lot of extra work to make this journey happen, but the pay-off for your musical theatre program within your school or academy will benefit for years to come. We can guarantee it will not only enhance the skill level of your young performers but it will whip your students into such a positive frenzy that the goodwill and excitement will flow back into your program ten-fold.

Over the page are our top 7 steps to keep you on track.

WHAT DO I DO?

1

READ EVERYTHING IN THIS PACKET

This pack will give you all the information you need to help prepare for the Junior Theatre Festival Australia (JTF Australia). It includes information that will ensure all participants get the most out of the event.

2

SELECT YOUR SHOW

Choose the show your group will be performing for adjudication. Shows can be selected from the Music Theatre International Australasia website www.mtishows.com.au/broadway-junior/shows. Any MTI Broadway JR. or KIDS Collection show licensed by your group to perform at your school or academy the year you wish to attend JTF is eligible for adjudication at JTF Australia. You can also perform a show that you have already licensed for the previous year. If you want to present a show you haven't licensed before, you will need to contact your MTI Australasia representative to get the performance license and materials.

3

RALLY YOUR TROOPS

Talk to your families and students about how you are planning to bring your school or academy to the Junior Theatre Festival. You may wish to send out your own note explaining what the festival is and why you would like to come. You may even wish to include this Info Pack for them to have a read of. Get your staff, students and parents to indicate if they are interested so you have an idea of how many staff are interested, how many students will participate and how many parents and family members will be accompanying your group as chaperones.

4

COMPLETE YOUR ONLINE GROUP REGISTRATION

Group registration is totally online! To apply for a place at JTF Australia you will need to complete the online registration form at www.oztheatrics.com/jtfaustralia. For an application to be complete we also require payment of your \$350 (including GST) Group Registration Fee. This payment can be made online at the time of completing the registration form at www.oztheatrics.com/jtfaustralia

5

COLLECT PARTICIPANT FEES

Remember, every person attending the festival must be registered with your group. Each person attending, whether a teacher, student or family member needs to pay the \$132 (including GST) participation fee in order to be reserved a seat in the auditorium and to be allocated an official JTF event access wrist band. After you have completed your group registration form, we will be in touch to let you know if your group has been successful in securing a position at the event. A final list of registered participants (eg. teachers, students and family members) will then be required to be submitted to us along with participation fees. You will need to collect these individual \$132 amounts from your group members and make payment on their behalf in one payment transaction. After this time we will not be able to add any additional participants to your group so it is important to make this clear to your families.

6

MAKE YOUR TRAVEL ARRANGEMENTS

Groups attending JTF are responsible for making their own travel, lodging and food arrangements. We recommend contacting our event partners Travel Gang to talk to them about their JTF Newcastle travel packages. Working with Travel Gang is the best way to secure the best accommodation close to the theatre at a special festival rate.

7

ARRIVE IN NEWCASTLE AND SIGN-IN

Sign-in for JTF Australia is on the Friday. Here you will receive all of your materials, your official JTF Australia Program, wristbands and t-shirts. Only the group director will need to come to sign-in. You may want to bring another staff member to help carry the t-shirts and materials back to your group. You then distribute t-shirts and wrist bands to all of your registered participants. Wrist bands must be worn the entire weekend. Please remember, wristbands are not exchangeable and lost wristbands are not replaceable.

SCENE TWO

ALL ABOUT NEWCASTLE

WELCOME TO OUR CITY

Forget what you thought you knew about Newcastle, it's time to take a closer look at our colourful and creative urban playground on the beach.

Nestled on the beautiful, sun-drenched eastern coastline of New South Wales, on the traditional country of the Awabakal and Worimi peoples, Newcastle is a vibrant city bursting with things to do, places to stay and fun to be had.

One of Australia's best-kept secrets, Newcastle is surrounded by golden sand beaches, a breathtaking coastline and a beautiful working harbour. Throw in cafes, restaurants, boutique bars, designer shops, artisan markets, unique architecture and rich history and you have a recipe to keep the most ardent of adventurers well and truly occupied.

Best of all, you'll find all of this within walking distance from the CBD. Newcastle is an outdoor, action-packed city – and whether you're visiting from near or far, there's plenty to do.

Getting here is easy, whether by air, road or rail, and there's a whole host of places to stay to suit all budgets. So buckle up and get ready to experience Newcastle. You'll have the time of your life!

visitnewcastle.com.au

GETTING TO NEWCASTLE

With direct flights into Newcastle Airport from Melbourne, Brisbane and Adelaide, getting to Newcastle from anywhere in Australia is easy. Perth, Darwin and Hobart can also fly into Sydney and travel via train or private coach from Sydney Airport to Newcastle in 90 minutes. Trains from Sydney International and Domestic airport terminals will take you directly to Newcastle Interchange where you can catch the light rail to the front door of the Civic Theatre and many surrounding accommodation options.



ACCOMMODATION

There are a range of accommodation options to suit all budgets within walking distance of the Civic Theatre. There are also many options only a short 2 minute ride away on the inner city light rail.

CRYSTALBROOK KINGSLEY




A: 282 KING ST,
P: (02) 4907 5000
E: LAUREN.HIGGINS@
CRYSTALBROOKCOLLECTION.COM



RYDGES NEWCASTLE



A: CNR MEREWETHER ST &
WHARF RD, NEWCASTLE
P: (02) 4907 5000



QUEST NEWCASTLE APARTMENT HOTEL



A: 575 HUNTER ST,
NEWCASTLE WEST
P: (02) 4928 8000



NOVOTEL NEWCASTLE BEACH



A: 5 KING ST, NEWCASTLE
P: (02) 4032 3700



IBIS NEWCASTLE




A: 700 HUNTER ST,
NEWCASTLE
P: (02) 4925 2266



TRAVELODGE HOTEL NEWCASTLE



A: 12 STEEL ST, NEWCASTLE
P: (02) 4926 3777




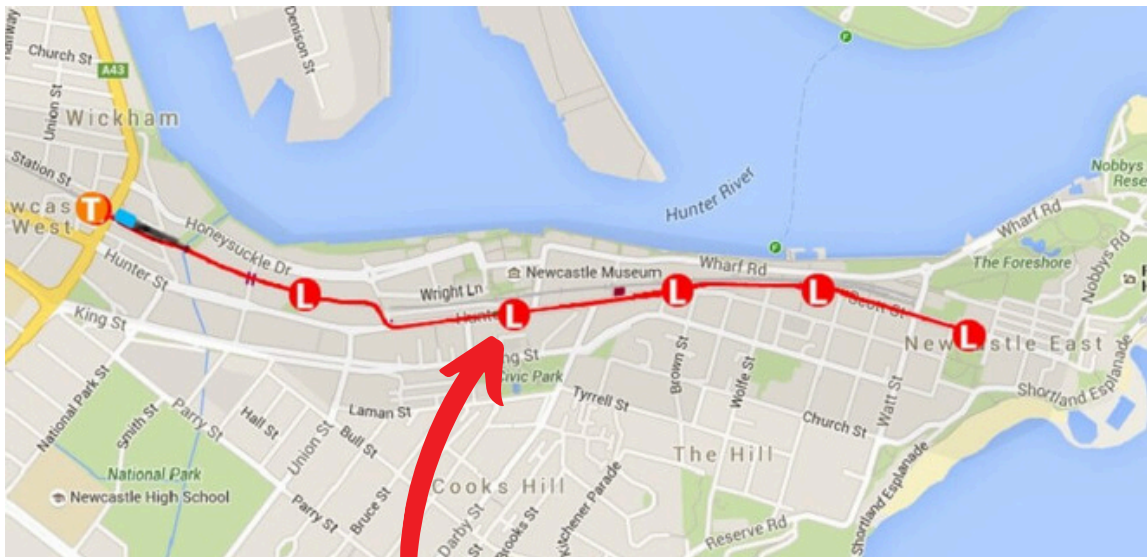
GETTING AROUND

USING THE INNER CITY LIGHT RAIL



Newcastle Light Rail runs from Newcastle Interchange in Wickham to Newcastle Beach in the east end of Newcastle. With six convenient stops, Newcastle Light Rail is the new way to explore Newcastle's city centre. The turn-up-and-go service operates from 5.00 am to 1.00 am, seven days a week. Newcastle's Inner City Light Rail will drop you right at the front door of the Civic Theatre. The station to get off at is "Civic".

All you need is an Opal card to travel in Newcastle and beyond in NSW. Opal cards are smartcard tickets that you keep, reload and reuse to pay for travel in NSW. Simply add value to your Opal card then tap on and tap off to pay your fares on trains, buses, ferries.



WHERE TO EAT

HERE ARE A FEW TIPS FROM US



DURING THE FESTIVAL DAYS

Groups are responsible for arranging their own breakfasts, lunches, dinners and snacks. There are a number of food options in close vicinity to the Civic Theatre, including sit-down restaurants and cafes on nearby Darby Street, however, we encourage you to bring your own lunch as most places will not be equipped to deal with a large number of customers in a short period of time. There are specific windows of time for lunch and dinner because we like to fit so much into the festival and keep things rolling smoothly.

DARBY STREET

Darby Street is a lively, bustling hub in the heart of Newcastle with a diverse mix of stores, cafés, bars, restaurants and businesses. Only a 5 minute walk from the front door of the Civic Theatre, this is a great spot to find somewhere to sit down and have a meal outside of the festival days. If you intend to take your entire group, we highly recommend booking ahead a few weeks in advance.

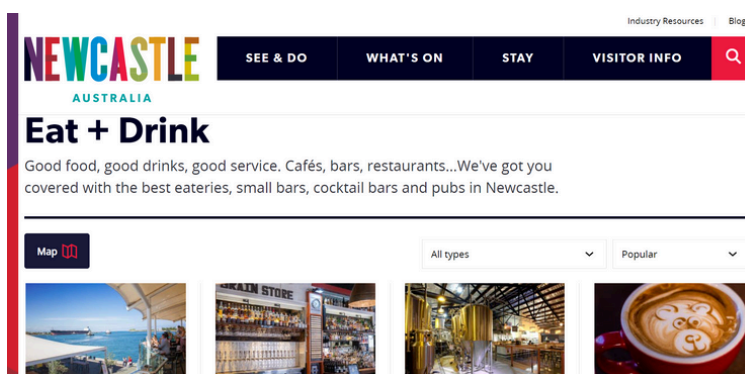


HONEYSUCKLE

Honeysuckle is Newcastle's waterfront entertainment area with cafes, restaurants, hotels, boardwalks, a marina and busy commercial centre. The foreshore promenades along the harbour are suitable for walking, cycling or rollerblading, or simply relaxing and watching the comings and goings of the busy harbour.

EXPLORE

Whether you are arriving in Newcastle early and looking for something iconically Newcastle to do, or if you are looking for somewhere special to hold your groups final dinner celebrations, head over to:



Newcastle is the real star of the show! Whether you are here for a few days or a fortnight, there's so much to see and do – from the golden-sand beaches with incredible coastal walks to architectural wonders where the present pays homage to the industrial past of the city.

1

A DAY AT THE BEACHES



Spend the day walking from picturesque Newcastle Beach along the coast past the unique art deco ocean baths pavilion to Nobby's Beach. Stop for a dip in the ocean or just stroll along the sand. Finish the afternoon with a walk along the breakwall where you can see the working harbour.

2

NEWCASTLE MEMORIAL WALK



The Newcastle Memorial Walk was opened in 2015 to commemorate the 100th anniversary of the ANZAC landing in Gallipoli. Starting at Strzelecki Lookout and leading down to Merewether Beach this stunning viewing platform provides breathtaking coastal cliff-top views.

3

QUAD BIKE ON THE DUNES



Saddle up, open the throttle and zoom off into the horizon as you cruise across the mountainous, adrenalin-inducing dunes of Stockton Beach. Explore the biggest sand dunes in the Southern Hemisphere and take in the panoramic views as you cruise along the beach on your four wheels.

4

PICNIC AT BLACKBUTT RESERVE



Blackbutt Reserve is an undulating natural environment consisting of peaceful picnic settings, open spaces, nature trails, and a diverse range of wildlife exhibits which allow close viewing of the animals, including koalas, wombats, native birds, emus and kangaroos.

5

WINE TASTING IN THE HUNTER VALLEY



A favourite with the parents, exploring the stunning world-famous Hunter Valley wine region on a day trip with hotel pickup and lunch included. Sample some of Australia's best wine, food, cheese, chocolate and spirits. Visit boutique wineries with tastings at each one.

"BRINGING OUR
STUDENTS TO THE
JUNIOR THEATRE
FESTIVAL IN
NEWCASTLE EACH
YEAR IS THE
HIGHLIGHT OF
OUR THEATRE
CALENDAR."

CARMEN POWELL-
MASQUERADE TALENT STUDIOS, VIC

SCENE THREE

YOUR NEWCASTLE EXPERIENCE PACKAGE

NEED HELP ORGANISING YOUR GROUP'S TRAVEL LOGISTICS?

It can be daunting to take on a major adventure to the Junior Theatre Festival, especially if it is your first time. Most directors find that they have enough to think about preparing the students for their performance, and don't like the distraction of also having to organise their group's travel logistics.

Each year, our partners at Travel Gang are able to provide affordable packages for your group that give you the full Newcastle experience for that includes, flights, airport transfers, accommodation, meals, additional sightseeing and tourist activities and all the other little things you wouldn't necessarily think of if you haven't planned something like this before.

If you'd like Travel Gang to take the stress out of the travel planning so that you can concentrate on building good relationships with your students and their parents and having fun, we've included a sample itinerary for you to consider.

Travel Gang are also our international travel partners who plan and coordinate our Aussie All-Stars USA adventure.



SAMPLE ITINERARY

INCORPORATING SYDNEY AND NEWCASTLE



Give your students a unique, once-in-a-lifetime opportunity to learn, grow and develop their skills in a totally different way. Travel Gang's custom designed JTF package is an adventurous mix of performing arts opportunities, where your students can strut their stuff at the Junior Theatre Festival Australia and check out the iconic Aussie sights of Sydney and Newcastle! This group adventure lets you kick back and visit Australia's iconic Bondi Beach, explore backstage at the Sydney Opera House, play with some cuddly Aussie critters at the Australia Reptile Park and ride a quad bike through the biggest sand dunes in the world! Complete with performing arts opportunities to inspire your students.



TRAVELGANG.COM.AU

SAMPLE ITINERARY

INCORPORATING SYDNEY AND NEWCASTLE



✓ DAY 1 - MONDAY

Group to meet at your local airport. Fly to Sydney International Airport. Transfer to Sydney Harbour. Afternoon check-in. Afternoon to explore Sydney.



✓ DAY 2 - TUESDAY

Morning - Coastal walk from iconic Bondi Beach to Coogee Beach. Afternoon - Sydney Harbour Ferry Ride. Evening - See a musical or play at the Opera House.



✓ DAY 3 - WEDNESDAY

Morning - Sunrise Sydney Harbour Bridge Climb. Afternoon - Backstage Tour of Sydney Opera House. Evening - National Institute of Dramatic Arts workshop.



✓ DAY 4 - THURSDAY

Coach transfer to Newcastle. Visit Australian Reptile Park for lunch. Check in to Newcastle Accommodation Crown Plaza Newcastle or similar. Late afternoon coastal walk from Newcastle Beach.



SAMPLE ITINERARY

INCORPORATING SYDNEY AND NEWCASTLE



✓ DAY 5 - FRIDAY

Morning - Quad bike ride across Stockton Sand Dunes. Afternoon/Evening - Junior Theatre Festival group registration and sign-in. JTF begins.



✓ DAY 6 - SATURDAY



✓ DAY 7 - SUNDAY

Coach transfer to Sydney International Airport. Fly Sydney to your local airport.



ADVENTURE PACKAGES STARTING FROM

\$2400**

Includes flights, coach transfers, accommodation, listed activities, JTF group registration and participation fees, breakfasts.

***Costs indicated here are prepared in good faith at the time of publication and based on costs and fees available at the time of publication. All costs and figures are estimates only for groups travelling within Australia only and are subject to change. Estimates included in this brochure are based on 40 full paying tour participants and on Quad Share accommodation arrangements (eg. 4 people to a room.) Estimates are subject to change due to flight costs, city of origin, group numbers, ground tour component availability and current costs for all tour components. Estimates do not include travel insurance, transport to origin local airport, other meals, spending money, entry visas, passport applications.*

"IT HAS BEEN A
DREAM
ADVENTURE
COMING TO
AUSTRALIA TO
PERFORM AND
LEARN ABOUT THE
CULTURE. IT IS SO
BEAUTIFUL"

BRIDGET BURROWS-
INNOVATION DRAMA ACADEMY, NC USA

SCENE FOUR

FESTIVAL OVERVIEW

A SNAPSHOT OF WHAT TO EXPECT

The main question we get asked is, "What happens at the Junior Theatre Festival?". Although we can list the different events, activities and programs that students and teachers will be exposed to, it is very difficult to explain how the magic works in the room. It is something best experienced.

From the moment your group arrives at sign-in on the Friday, the festival charges through until the Closing Ceremony on the Saturday night and leaves you asking, "What just happened?".

The weekend includes exclusive viewings of new Broadway JR. musicals that are still in pilot stages under development, adjudications hosted by leading theatre makers from around the world, workshops for students and teachers, a showcase of new works that you can perform in your schools and academies and the Closing Ceremony which includes the awards ceremony to celebrate the achievements of each and every student.

The festival welcomes special industry and celebrity guests each year and since its inception in 2016, JTF Australia has grown from 250 people in attendance to over 1,000 attendees. It is a fast paced, high energy weekend of true musical theatre madness that is not to be missed!

PROGRAM OVERVIEW

NOTE: DRAFT ONLY



Each year the program changes and evolves as JTF grows. We are always looking for new and exciting elements to incorporate into the program so the below is a draft only. It will give you an idea of how things flow, but please remember not to make plans based on the draft schedule. A confirmed running schedule will be provided to you each year at sign-in on the Friday.

FRIDAY

12:00 pm	Group Sign-In
2:00 pm	Directors' Welcome
3:00 pm	Festival Kick-Off
3:30 pm	<i>Broadway JR.</i> Pilot Presentation
5:00 pm	Student & Teacher Workshop #1
6:00 pm	Dinner - on your own
7:00 pm	<i>Broadway JR.</i> Pilot Presentation
8:30 pm	Day ends

SATURDAY

8:30 am	Theatre Opens
9:00 am	Day 2 Kick-Off
9:30 am	Adjudications
12:50 pm	Lunch - on your own
2:00 pm	New Works Showcase
2:45 pm	Student & Teacher Workshop #2
3:45 pm	Student & Teacher Workshop #3
5:00 pm	Dinner - on your own
6:30 pm	Insights
7:00 pm	Award Ceremony
7:30 pm	JTF Dance Party + Directors Reception
9:00 pm	Day ends



"THE JUNIOR
THEATRE FESTIVAL
HAS REDEFINED
HOW I FEEL
ABOUT ARTS
EDUCATION HERE
IN AUSTRALIA. "

NICOLE GEORGE-
WEST BYFORD PRIMARY SCHOOL, WA

SCENE FIVE

ADJUDICATION

WHAT IS ADJUDICATION?

Each group presents up to fifteen minutes of a Broadway JR. or Broadway KIDS Collection show for a small panel of professional theatre artists (aka adjudicators) and other festival attendees.

Your adjudication will consist of four parts; warm-up, performance, feedback workshop, reflection. Your group are allocated a private warm-up space to prepare with their director before the performance. Following your performance, adjudicators talk directly to the student performers, highlighting specific impressive areas of the presentation and also offering constructive feedback to encourage further growth. Following your adjudication and feedback session, your cast will participate in a lead discussion about what they experienced and how they interpreted the adjudicator comments. This discussion time is a great chance for students to reflect and celebrate their accomplishments.

Students, teachers and parents will have the opportunity to watch a number of other groups perform. This is their chance to discover other shows and support other schools and academies during their performance.



RULES AND GUIDELINES

PLEASE READ THESE CAREFULLY



- No costumes, make-up, set pieces or props are allowed.
- The only exception is small hand props that are ESSENTIAL to the choreography. For example, mugs for the tavern dance in *Disney's Beauty and the Beast JR.* are acceptable. A mask for the Beast or books for Belle are not.
- Your performance space will be approximately 8m x 6m. There will be some offstage space on both stage left and right, but there are no curtains and no back cross-over space.
- Groups should wear either their own production t-shirts, or drama blacks for their presentation.
- Performers must wear shoes at all times.
- Groups must provide their own accompaniment iPhone/USB and operator. You will be allowed to approach the mixing desk and PA once the previous group has finished and left the space. Microphones are not available.
- Everyone in the adjudication room must be a registered participant with your group. Parents and/or guests of performers are also classified as participants at JTF Australia and will not be admitted to any performance if they are not registered with a group and wearing a wrist band.
- Please read the adjudication rubric to refresh the rules.
- You are not allowed to cut or rearrange the order of songs for your piece. They must be performed in their entirety and in the order in which they occur in the show.
- You are not permitted to add any dialogue.
- You are not permitted to add additional music or theme music. (eg. do not add TV theme songs).
- Your adjudication piece needs to be no longer than 15 minutes. Make sure you time your piece before hand and are well rehearsed. Be sure to allow time for transitions and laughter. All of this must be factored into your 15 minutes.



SELECT YOUR 15 MINS

RULES AND GUIDELINES



1

CHOOSE YOUR MUSICAL

Any MTI Broadway JR. or KIDS Collection show licensed by your group to be performed in the year you are registered for the festival is eligible to be presented for your adjudication. You may also present a title you have performed the year before or are intending to perform the year after.

2

NARROW DOWN THE SCENES AND SONGS

You do not have to select one sequential fifteen minutes of your show, but make sure you select material that your students feel confident performing. You only have fifteen minutes so make sure the songs highlight the students best work. You may chose a selection of solos and ensemble numbers to create contrast.

3

HONOUR THE AUTHOR'S INTENT

To respect the authors, you are not allowed to cut songs, add lines, change the order of songs, add characters, or in any way change the intent of the piece.

4

MAKE SURE YOU ARE TELLING A STORY

While it is impossible to tell the whole story in fifteen minutes, make sure you select scenes and songs that highlight your students' ability to tell a story.

5

ASK THE FOLLOWING QUESTIONS

When you think you have a good fifteen minute selection, read it aloud and ask yourself the following questions: * Is there a story being told? (Does your selection have a beginning, middle and end?) * Is there a good balance between solos and group numbers, scenes and dialogue? * Does your selection allow the students to shine and feel confident?

6

READ THE ADJUDICATION RULES AND GUIDELINES

Read the information on the previous page to make sure your presentation can be accomplished without breaking any of the JTF Australia rules. Points are deducted for not following the official rules and guidelines.

ADJUDICATION TIPS

WHAT ARE THE ADJUDICATORS LOOKING FOR

Our adjudicators believe that engaging storytelling is the key to a good performance. Standout student performers are connected to the words, know why their characters are singing or dancing and are appropriately expressive in their presentation. These attributes are more important than being able to do a perfect triple pirouette with no connection to the story. For more detailed information, check out the JTF Australia Adjudication Rubric over the page. This rubric will be completed by each adjudicator.

TIPS FROM OUR JTF ADJUDICATORS

- Mix it up. Don't choose all up-tempo songs or all ballads. A heartfelt scene or song is just as inspiring and entertaining as a large group dance number.
- Plan a 14 minute presentation, rather than a full fifteen minutes, to ensure you don't go over time. Remember, you are performing live. There will be laughter and you will want to hold for applause. Also, you don't want to be penalised for performing too long.
- Rehearse your presentation in an 8m (wide) x 6m (deep) area to give your students an approximate idea of how much room they will have when they perform. Set up your rehearsal space to allow your students to rehearse as they will perform at the festival.
- Focus on your actors. Without costumes or scenery, your students' bodies, faces, and voices become even more essential to the clarity of the storytelling.
- Encourage students to be attentive and to engage audience members by giving them something to watch for in each of the performances. In any spare time, find out what they learned from watching the other groups or an element of one performance they specifically enjoyed.
- Read the Adjudication Rubric on the next page to see exactly what the adjudicators are going to be looking for in your presentation.



ADJUDICATION RUBRIC



GROUP NAME:

ADJUDICATOR:

START TIME:

SHOW TITLE:

END TIME:

1. General (25%)

Overall:	Overall impression	1	2	3	4	5
Ensemble:	Performers work together as a team	1	2	3	4	5
Commitment:	Committed in all aspects	1	2	3	4	5
Transition:	Effectively used throughout	1	2	3	4	5
Pacing:	Intentional and appropriate	1	2	3	4	5
Sub-Total						

2. Music (25%)

Storytelling:	Story and emotion conveyed through singing	1	2	3	4	5
Intonation:	Intonation (pitch) is accurate	1	2	3	4	5
Diction:	Lyrics are understandable	1	2	3	4	5
Precision:	Rhythms and cut-offs are accurate	1	2	3	4	5
Expression:	Vocal variety and dynamics used throughout	1	2	3	4	5
Sub-Total						

3. Dance (25%)

Storytelling:	Story and emotion conveyed through movement and choreography	1	2	3	4	5
Style:	Appropriate to the setting and themes	1	2	3	4	5
Execution:	Performed cleanly and precisely	1	2	3	4	5
Variety:	Variety in tempo, style and pattern	1	2	3	4	5
Creativity:	Imaginative and interesting choreography	1	2	3	4	5
Sub-Total						

4. Acting (25%)

Storytelling:	Story and emotion conveyed through dialogue	1	2	3	4	5
Objective:	Actions are motivated	1	2	3	4	5
Characterisation:	Characters developed are appropriate to the story	1	2	3	4	5
Physicality:	Face and body are connected	1	2	3	4	5
Articulation:	Dialogue is heard and understood	1	2	3	4	5
Sub-Total						

Bonus

"WOW Factor":	Performance transcends and inspires (Up to 3 pts.)	
----------------------	--	--

Penalties

Overtime:	Minus 1 pt. for every 15 seconds over allotted 15 minutes	
Behaviour:	Minus up to 5 pts. for inappropriate behaviour as audience members	

TOTAL POINTS

SCENE SIX

WORKSHOPS / PILOTS / ALL-STARS

STUDENT WORKSHOPS

In the afternoon after the adjudications are complete each student will participate in three workshops. One workshop focusing on acting, another on music and the third will be a musical theatre dance workshop. Each workshop goes for 50 minutes and is presented by a professional industry artist. Students get the opportunity to work with the best of the best from around the world. Previous teaching artists include Broadway and West End directors, choreographers and actors.

TEACHER WORKSHOPS

Our roster of professional development teaching artists from iTheatrics (NY) have decades of experience, have adapted over 60 musicals for kids to perform and have written musical theatre "how-to" guides for Music Theatre International, Disney Theatrical Productions, Tams-Witmark Music Library, Inc., Rodgers & Hammerstein, Hal Leonard Publishing and MacMillan/McGraw-Hill. We teach our workshops just like we teach our own students, with an emphasis on experiential learning, active skill building, and an overall focus on fun.



OTHER PROGRAMS

PILOT WORKSHOPS




As an extension of the festival, in the week leading up to JTF, the Pilot Workshop program offers students the chance to perform a brand new adaptation of a musical in a workshop setting.

Each year in the week leading up to the Junior Theatre Festival Australia, a different title is selected and directed by industry experts and our partners at iTheatrics (NY). For each new show students will rehearse the music, choreography and dialogue in a workshop environment and then perform the new musical in front an audience made up of the authors, creators, families and JTF Australia participants.

You'll be performing with kids from all over Australia who love musicals as much as you do. Because we are performing musicals that are actively being developed, we focus on storytelling not production value. Our shows are performed script-in-hand and rehearsals are fast paced and intense. You're going to learn a lot about being in a professional musical, and you're going to learn it very quickly! So if you think you've got the passion to perform in one of our workshops, you may like to approach your teacher or director and have them nominate you for this program. Only registered groups for JTF Australia may nominate students for the Pilot program which runs before JTF Australia.

Groups who have registered for the Junior Theatre Festival Australia will be invited to nominate students for the program. The cost of the week-long Pilot program is \$600 + GST per student.

Previous Pilot titles have included:



OTHER PROGRAMS

AUSSIE ALL-STARS AUDITIONS



Each year we hold auditions for an elite ensemble of 40 Aussie students to travel, as a group, during the January School Holidays with Music Theatre International Australasia and OzTheatrics to New York, where they will be exposed to auditions, Broadway performers, Broadway shows and a week-long rehearsal intensive where they will learn the choreography and music to a Broadway JR. title which will then be presented in Atlanta at the Junior Theatre Festival where there will be more than 6000 musical theatre lovers from all over the world waving more than 12,000 jazz hands! On the way home, our Aussie All-Stars stop off in Hollywood and Universal Studios. To top it all off we visit the happiest place on earth...Disneyland!



The program is designed to not only offer unprecedented performance and growth opportunities for young Aussie musical theatre stars, but also for them to build lifelong friendships with other like-minded performers from all over the country. For students to be offered a spot in the Aussie All-Stars you will need to make sure:

- They are a registered participant with a group attending JTF Australia.
- They can be nominated by their director or a member of their creative team.
- They hold a valid passport or are willing to organise one asap should they be offered a place.
- You have had a discussion with the nominated student's parent/s about what is involved and what it means should they be offered a place as an Aussie All-Star.



PRINTABLE CHECKLIST

HANG ME ON YOUR PIN-BOARD

Here is a checklist to keep you on track for JTF Australia. Post it on a bulletin board or wall, anywhere you look each day to keep you on track.

- READ THIS INFO PACK THOROUGHLY
- READ THE JTF TERMS AND CONDITIONS
- ASSEMBLE YOUR GROUP PARTICIPANTS
- COMPLETE ONLINE REGISTRATION
- MAKE REGISTRATION PAYMENT (\$350)
- CONFIRM EXACT PARTICIPANT NUMBERS
(students, teachers, parents, chaperones)
- COLLECT PARTICIPANT T-SHIRT SIZES
- COLLECT PARTICIPANT FEES (\$132 PER PARTICIPANT)
- COMPLETE FINAL ONLINE GROUP FORMS
- MAKE TOTAL PARTICIPANT PAYMENT
- WAVE YOUR JAZZ HANDS!!!

FOR FURTHER INFORMATION PLEASE VISIT
OZTHEATRICALS.COM



**THE FUTURE
BELONGS TO
THOSE WHO
BELIEVE IN THE
BEAUTY OF
THEIR DREAMS.**

ELEANOR ROOSEVELT





MEET OUR SUPPORTERS



**MUSIC THEATRE
INTERNATIONAL**
Australasia



**City of
Newcastle**



Theatrics

HAVE QUESTIONS?

NSW, Australia
jazzhands@oztheatrics.com
www.oztheatrics.com



JTFAUSTRALIA



JUNIOR THEATRE FESTIVAL
AUSTRALIA



OZTHEATRICS.COM